



Greater New Jersey Annual Conference 2020

Participants Guide



What to know before you register:

1. **Only voting members will be allowed to participate in the sessions via Zoom video, dial in or limited in person gatherings.** Credentials will be confirmed for each voting member upon submitting their registration. **REGISTRATION FOR ANNUAL CONFERENCE CLOSES ON SEPTEMBER 30.** If you are not registered by September 30 you will not be able to vote or speak at the annual conference session but only view the annual conference session on YouTube.
2. Guests and visitors are invited to participate by watching the sessions live on YouTube. Guests and visitors should not pre-register. Guests and visitors will be able to view the annual conference session on GNJ's YouTube by going to www.gnjumc.org/2020annualconference and selecting the link for visitors to the 2020 GNJ annual conference session.
3. If your household has two or more voting members, you will need to register separately and use different devices (phones, computers or tablets) to participate and vote.
4. **Each voting member can participate by using one device only.** You cannot log in on your phone and your computer, for example. It is essential that people in the same household use different accounts to register and that they log on with two devices. Each Zoom link for video and phone is unique and cannot be shared with others.
5. If you are registering by push-button dial-in phone (not a smartphone), you must call in using the same number you include in the registration so that your credentials can be matched and verified.
6. Limited in-person gatherings are available for those who need accommodation for technology or American Sign Language. Because of social distance requirements, only pre-registered voting members will be allowed to join at these sites. Guests and visitors will not be admitted.
7. For those registering for Zoom video (those using a computer, tablet such as iPad or smartphone such as an iPhone or Android phone): An email confirming your credentials and Zoom registration will be sent within 2 business days after you register. Be sure to check your junk mail, if you do not receive the confirmation within two days.
8. For those registering for Zoom dial in (those using a push button phone): You will receive your credentials and dial in information the week of September 28. You will only be able to join the Zoom meeting by phone if you dial in using the same phone number that you included with your registration.

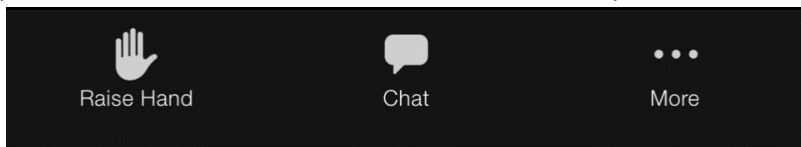
Voting process during legislation session

1. Bishop invites participants to click “Raise hand” to cast a vote
2. Participants vote by clicking “Raise Hand”
3. Bishop announces the result of the vote
4. All votes are cleared for the next voting

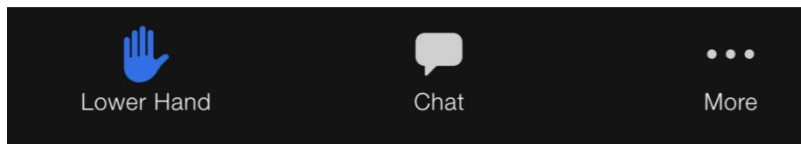
How to use “Raise Hand” feature on your device

- For members using a computer (Windows or Apple operating system):
 - Hover your cursor to the bottom of the Zoom Webinar screen and find **Raise Hand**  icon.
 - Click on the Raise Hand only one time and the hand will turn blue. 
 - Once you select the raised hand, there is nothing more you will need to do. Selecting or deselecting the hand feature again will eliminate your vote and it will not be counted.

- For members using a smartphone or tablet:
 - Tap the screen and find **Raise Hand** on the bottom of your screen.



- Touch **Raise hand** and you're the hand icon will turn blue.



- Once you have raised your hand, there is nothing more you will need to do.
- For Members using a push-button phone and the Zoom Dial in
 - Once Bishop announces the vote, press *9 to Raise Hand
- For Members In Person at Limited Regional Gatherings
 - Raise your hand for or against a motion and a proctor on-site will record your vote and relay it to the conference secretary.
- ❖ Please click “Raise Hand” only **ONCE** as clicking the icon twice will lower your hand and your vote will not be counted. **You do not need to “Lower Hand” after the vote** as Hands will be lowered all at once by the administrators.
- ❖ More information about Raise Hand feature can be found on [Zoom website](https://support.zoom.us/hc/en-us/articles/205566129-Raising-your-hand-in-a-webinar) or <https://support.zoom.us/hc/en-us/articles/205566129-Raising-your-hand-in-a-webinar>

Speaking during legislation session

- For Members on Zoom Video

The Zoom **chat** function will be open during the legislation session and **may only be used for indicating you would like to speak** during the session. **Members who make remarks will be removed from Zoom and will be unable to rejoin the session.** This is because the chat feature is being used to facilitate the annual conference session.

You may only use the chat to request permission to make a speech for, a speech against, an amendment or other parliamentary procedure. To request to speak, **ONLY** type the number listed below.

Type **1** for a speech **for legislation**

Type **2** for a speech **against legislation**

Type **3** to **make an amendment**

Type **4** for **any other request** and specify your request. For example:

- 4 I would like to refer the matter
- 4 I would like to call the question
- 4 I would like to *(add any other request)*

How to request to speak on Zoom

1. Type the number from above in the **chat**.
2. You will be promoted to a panelist once your turn arrives. A Pop-up screen will appear about allowing host to unmute you. Click **Allow** and remain on the cue.
3. Once it's your turn to speak, **turn on your camera. You will be un-muted by the administrators.**
4. As your speech is completed, your will be changed to Attendee.

- For Members on Zoom Dial In

1. **Press *9** to request to speak.
2. When you are called to speak, you will be able to unmute yourself by **pressing *6** and start speaking.
3. You will be muted once your speech is completed.

❖ Your phone will be muted throughout the session.

- For Members In Person at Limited Regional Gatherings

Raise your hand and a proctor on site will direct you to a computer to speak to the session.

For any questions, please contact Soomin Lee at slee@gnjumc.org

For Tech support during the Annual Conference Session, text HELP at **(201) 870-1648**